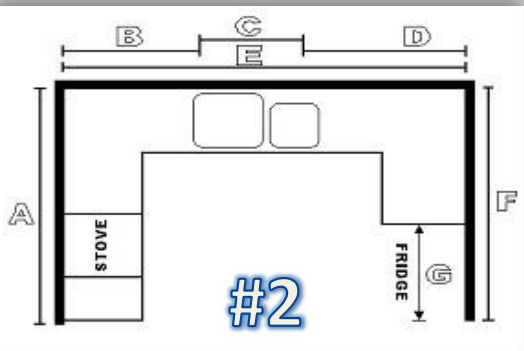
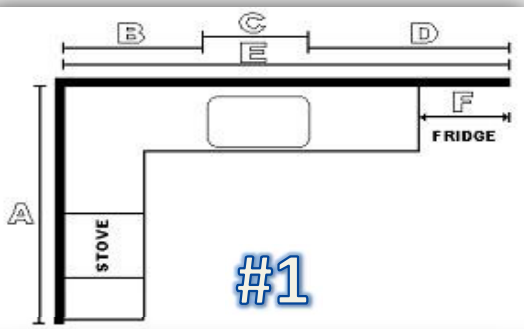


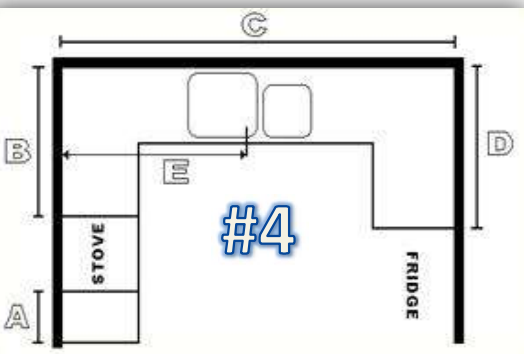
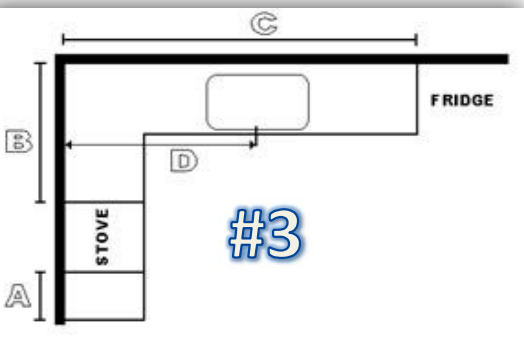
# L & Z Kitchen & Bath LLC.

*Get Started Here*



## How to Measure for New Cabinets

- Draw a picture of your kitchen as if you were looking down on it.
- Measure the main walls (in example #1 the main walls are A and E)
- Measure any window/door openings (outer-trim to outer-trim) and appliance openings.
- Measure floor to ceiling height.



## How to Measure for New Countertops

- Draw a picture of your kitchen as if you were looking down on it.
- Measure all the places you will need to put a countertop (in example #3, they are A, B & C)
- Measure the cabinet that holds your sink. Also, standing in front of your sink, measure from a wall on your left or right to the center of the sink.
- Measure the opening for your stove and fridge.

*If you Have Any Questions While Measuring, Please Give Us a Call 609-813-2323*